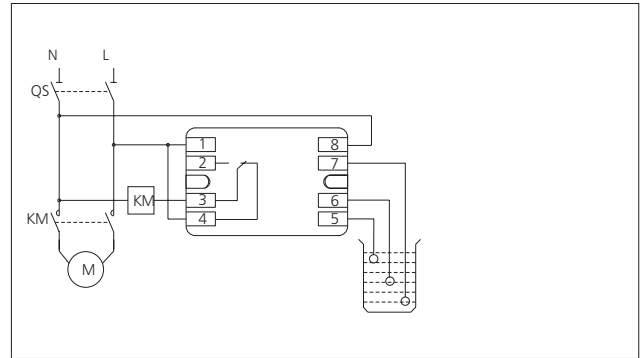
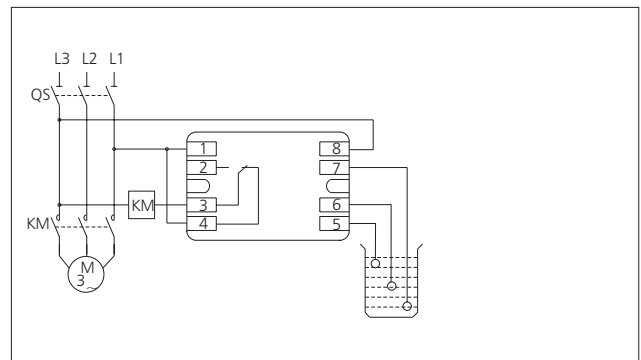


Wiring diagram for JYB-714, JYB-714B, JYB-714C
220V water drainage mode

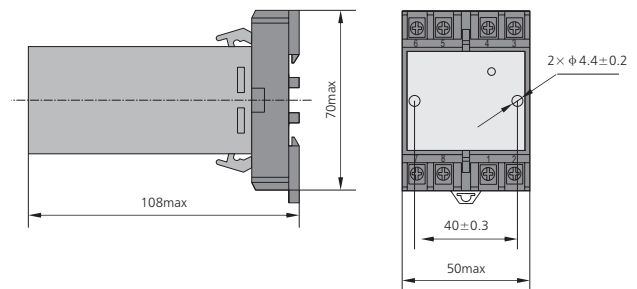


Wiring diagram for JYB-714, JYB-714B, JYB-714C
380V water drainage mode



5. Overall and mounting dimensions (mm)

JYB-714B profile and installation dimensions



JYB-714 Floatless Relay

1. General

JYB-714 Series Floatless Relay is used in liquid level automatic control circuit @ AC 50Hz/60Hz, up to 380V rated supply voltage for liquid level automatic control at places of civil water tower, high cistern, and underground conservation pool etc.

2. Type designation

JYB-714 □

Design sequence No.: Nil: Basic type
Type B: with reacting indicator;
Type C: with "water supply"; "drainage" reacting indicator

Floatless Relay

3. Technical data

Type	JYB-714	JYB-714B	JYB-714C
Operating mode	Continuous working		
Contact number	One group of changeover contact		
Operating voltage	AC 50Hz/60Hz 36V, 110V, 220V, 380V (other voltage can be custom made)		
Control electrode max current	50 μ A		
Conductor length	Max 1km		
Ambient temperature	-5°C ~ +40°C		
Power consumption	<3VA		
Installation mode	Device type or guide rail type		