

Ethernet PLC

Model: PR-12AC-R-N



Simple panels, easier to integrate into your equipment

Built-in Web Server

With embedded configurable sensor

The built-in RS485 interface makes communication more convenient

Support for MQTT protocol, data access to the IIoT cloud service directly

Specific characteristics	
Input	I1--IC: 8DI(AC)
Output	Q1--Q4 (RELAY 10A 250VAC /5A 30VDC)
Supply	AC 110~240V
Weight	Approx. 350g
Dimensions	Without packing: 95mm*90mm*61mm With packing: 107mm*96mm*73mm
Expansion	YES(16PCS in max)

General characteristics	
Products certification	CE
Conformity with the low voltage directive (in accordance with BT 2006/95/EC)	IEC/EN 61131-2
Conformity with the EMC directive (in accordance with 2004/108/EC)	IEC/EN 61000-6-1 (Residential, commercial and light-industrial environments) IEC/EN 61000-6-2 (Industrial) IEC/EN 61000-6-3 (Residential, commercial and light-industrial environments) IEC/EN 61000-6-4 (Industrial)
Protection rating	In accordance with IEC/EN 60529: IP20
Overvoltage category	3 in accordance with IEC/EN 60664-1
Mechanical resistance	Immunity to vibrations IEC/EN 60068-2-6 Immunity to shock IEC/EN 60068-2-27
Resistance to electrostatic discharge	IEC/EN 61000-4-2 Severity 3
Resistance to HF interference	Immunity to radiated electrostatic fields IEC/EN 61000-4-3 Immunity to fast transients (burst immunity) IEC/EN 61000-4-4,

	level 3 Immunity to shock waves IEC/EN 61000-4-5 Severity 3 Radio frequency in common mode IEC/EN 61000-4-6, level 3 Voltage dips and breaks (AC) IEC/EN 61000-4-11 Immunity to damped oscillatory waves IEC/EN 61000-4-12
Conducted and radiated emissions	Class B in accordance with EN 55022
Operating temperature	-25 ~ +55°C in accordance with IEC/EN 60068-2-1 and IEC/EN 60068-2-2
Storage temperature	-40 ~ +70°C in accordance with IEC/EN 60068-2-1 and IEC/EN 60068-2-2
Relative humidity	10 ~ 95 % . (no condensation or dripping water) in accordance with IEC/EN 60068-2-30
Mounting	On 35 mm standard mounting rail, 4 MW, or wall-mounting
Screw terminals connection capacity	Flexible wire with ferrule 1 conductor: 0.25 to 2.5 mm ² (AWG 24 ~AWG 14)

Processing characteristics

Program size function blocks (FBD)	512 function blocks
Memory size function blocks (FBD)	32K
LCD display	4 lines of 16 characters and configurable backlighting
Programming method	Function blocks
Program memory	Flash EEPROM
Data Logging	4G TF Card
Back-up time in the event of power failure	Program and settings in the controller: 10 years Program and settings in the plug-in memory: 10 years Data memory: 10 years
Cycle time	FBD: typ. 0.6ms ~ 8.0ms
Response time	Input acquisition time: + 1 to 2 cycle times
Clock data retention	25°C typ. 20 days
Clock Drift	typ. ± 2 s/day
Timer block accuracy	time base :s(Second) Resolution : +10 ms time base :m(Minute) Resolution: +1 s time base :h(Hour) Resolution: +1 min
Start up time on power up	Typ. 4s

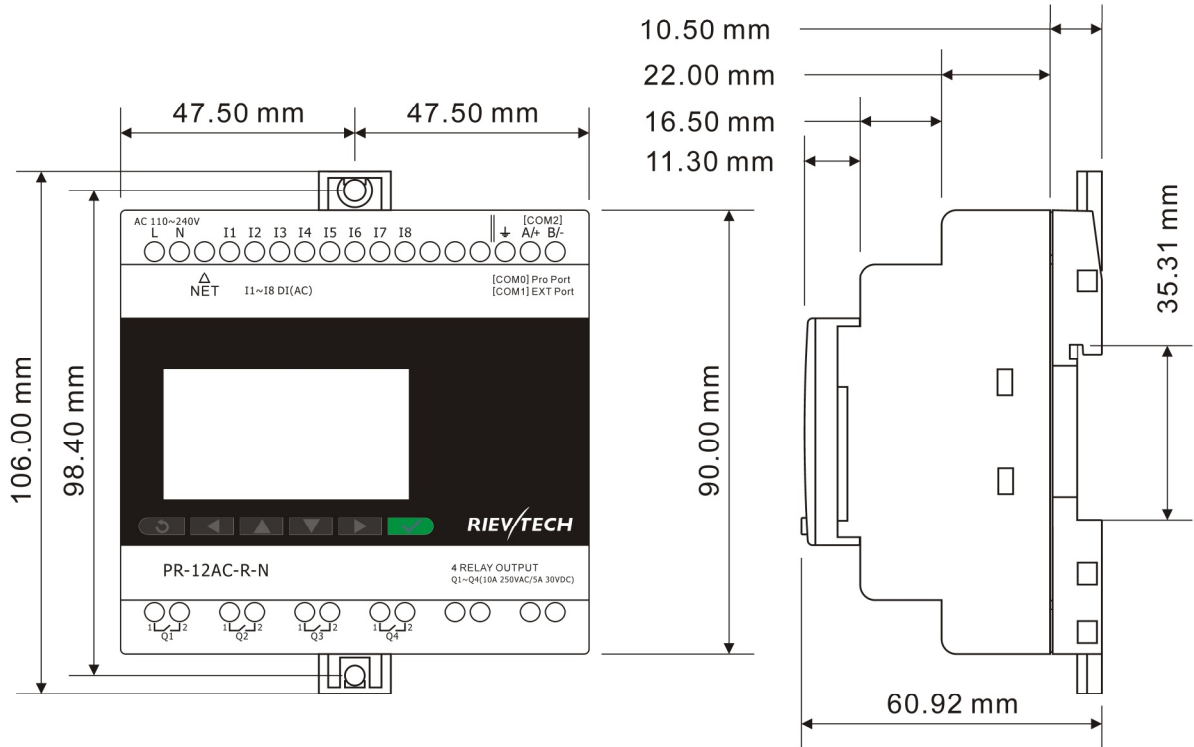
Supply

Nominal voltage	110 ~ 240 V ac
Operating limits	85 ~ 265 V ac
Supply frequency range	47 ~ 63 Hz
Max. absorbed power	49 mA (85V ac) ;

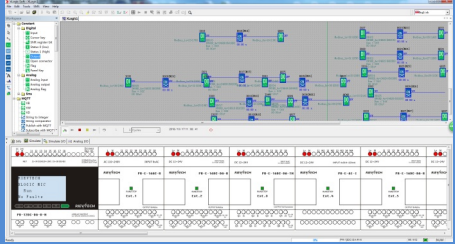














	37 mA (265V ac)
Isolation voltage	1780V ac
Inputs	
Input voltage	110 ~ 240 V ac
Input current	0.08 mA ; 85 Vac 0.25mA ; 265 V ac;
Resolution Ratio (Analog Input)	None
Accuracy at 25 °C (Analog Input)	None
Logic 1 voltage threshold	>79 VAC; >0.06mA
Logic 0 voltage threshold	< 40 VAC
Input Response Time	Delay time at 0 to 1 : 120V AC : Typ. 50 ms 240V AC: Typ. 30 ms Delay time at 1 to 0: 120V AC : Typ. 90 ms 240V AC: Typ.100 ms
Maximum counting frequency	Typ.: 4 HZ
Sensor type	Contact or 3-wire PNP
Input type	Resistive
Outputs	
Rated voltage	AC 250 V / DC 30 V
Rated current	AC 250 V: 10 A DC 30 V ; 5A
Electrical durability Expectancy	10 ⁵ Operations at Rated Resistive Load
Mechanical life	10 ⁷ Operations at No Load condition
Response time	Operate Time : 15 mSec. Max. Release Time : 10 mSec. Max.
Frequency (Hz)	resistive load : 2 Hz inductive load : 0.5 Hz
Communication ports parameters:	
COM0_TTL port	COM0 : optional RS232/RS485 (via accessories :RS232 CABLE/PRO-RS485) Band Rate: 4800; 9600; 19200; 38400; 57600; 115200 Communication Protocol: MODBUS RTU; MODBUS ASCII
Ext RS485	COM1: optional RS485 (Via PR-RS485 expansion module) Band Rate: 4800; 9600; 19200 Communication Protocol: MODBUS RTU; MODBUS ASCII
Built-in RS485	COM2: Built-in RS485 Band Rate: 4800; 9600; 19200; 38400; 57600; 115200 Communication Protocol: MODBUS RTU; MODBUS ASCII
Ethernet port:	Built-In(10M/100M), 1.Can be used as program or communication 2.Can be used as modbus master or slave Communication Protocol: MODBUS TCP RTU ; MODBUS RTU























Monitoring webserver page	Yes
Xlogic<--->Xlogic(by Ethernet)	1 xlogic works as tcp server can connect with 8 tcp client xlogics or other tcp devices.
Xlogic<--->Ethernet/Internet:	1 xlogic works as TCP clients can connect with 8 different tcp servers separately in maximum























Dimension

















Program(xlogicsoft) Specification

System	Operating System			
	Requirements	Windows /Xp/Win7/Win8/Win10		
	Programming Languages	Function Block		
	Program Memory	32K		
	Execution Speed	<0.1ms Per Function		
	LCD Display	YES		
	Functions	Up To 512 Function Blocks		
Constant	Input	8		
	Cursor Key	4		
	Shift Register Bit	32		
	Status 0	512		
	Status 1	512		
	Output	4		
	Open Connector	1024		
	Flag	256		
	Panel Key	6		
	Analog Input	4 (DC Type)		
	Analog Output	None		
	Analog Flag	256		
MQTT	VB	512	Byte	
	VW	512	WORD	
	VD	512	DWORD	
	String to Integer	512		
	String Comparator	512		

	Publish with MQTT	72				
	Subscribe with MQTT	72				
Basic	AND	512				
	AND(Edge)	512				
	NAND	512				
	NAND(Edge)	512				
	OR	512				
	NOR	512				
	XOR	512				
	NOT	512				
	Boolean Function	512				
Timer	On-Delay	512	10ms--99 h59m	DWORD	Retentivity Protection	
	Off-Delay	512	10ms--99 h59m	DWORD	Retentivity Protection	
	On-/Off-Delay	512	10ms--99 h59m	DWORD	Retentivity Protection	
	Retentive On-Delay	512	10ms--99 h59m	DWORD	Retentivity Protection	
	Wiping Relay(Pulse Output)	512	10ms--99 h59m	DWORD	Retentivity Protection	
	Edge Triggered Wiping Relay	512	10ms--99 h59m	DWORD	Retentivity Protection	
	Asynchronous Pulse Generator	512	10ms--99 h59m	DWORD	Retentivity Protection	
	Random Generator	512	10ms--99 h59m	DWORD	Protection	
	Stairway Light Switch	512	10ms--99 h59m	DWORD	Retentivity Protection	
	Multiple Function Switch	512	10ms--99 h59m	DWORD	Retentivity Protection	
	Weekly Timer	512	0:00--23:59	-----	Protection	

	Yearly Timer	512	2000.1.1-- 2099.1.1	-----	Protection	
	Astronomical Clock	512	-----	-----	Protection	
	Stopwatch	512	-----	DWORD	Retentivity Protection	
Counter	Up/Down Counter	512	0--9999 9999	DWORD	Protection	
	Hours Counter	10	0h--9999h	DWORD	Protection	
	Threshold Trigger	512	0--99999	DWORD	Protection	
Analog	Analog Comparator	512	-10000--20000	-----	Protection	
	Analog Threshold Trigger	512	-10000--20000	DWORD	Protection	
	Analog Amplifier	512	-10000--20000	DWORD	Protection	
	Analog Watchdog	512	-10000--20000	DWORD	Retentivity Protection	
	Analog Differential Trigger	512	-10000--20000	DWORD	Protection	
	Analog MUX	512	-32768---32767	DWORD	Protection	
	PI Controller	512	-10000--20000	-----	Protection	
	Analog Ramp	512	-10000--20000	-----	Protection	
	Analog Math	512	-32768---32767	DWORD	Protection	
	Long Datas Math	512	-2147483648--- 2147483647	DWORD	Protection	
	Analog Math Error Detection	512	0--1	DWORD	Retentivity	
	Analog Filter	4	-----	DWORD	Protection	
	Max/Min	512	-32768---32767	DWORD	Retentivity Protection	
	Average Value	512	1--365	DWORD	Retentivity Protection	
	Latching Relay	512	-----	Bit	Retentivity Protection	
	Pulse Relay	512	-----	Bit	Retentivity	

Miscellaneous	Message Texts	64	-----	Bit	-----	
	Soft key	512	-----	Bit	Retentivity Protection	
	Shift Register	4	-----	Bit	Retentivity	
	PWM	512	0--10KHz	-----	Retentivity	
	Modbus Read	512	-----	-----	-----	
	Modbus Write	512	-----	-----	-----	
	Modbus Read Write	512	-----	-----	-----	
	Data Latching Relay	512	-32768---32767	DWORD	Retentivity Protection	
	Long Data Latching Relay	512	-32768---32767	DWORD	Retentivity Protection	
	Memory Write	512	-2147483648---2147483647	DWORD	Retentivity Protection	
	Memory Read	512	-----	-----	-----	
	Word to Bit	512	-----	Bit	Retentivity Protection	
	Bit to Word	512	-32768---32767	DWORD	Retentivity Protection	
	Device Reset	512	-----	Bit	Retentivity	
	Comport status	512	-----	-----	-----	
	RH MATH	512	0--32767	DWORD	Retentivity	
	Sound Play	None	-----	-----	-----	
	Email Send Error Detection	None	-----	-----	-----	
	WiFi Mode Set	None	-----	-----	-----	
	APP	Cam Control	328	-----	-----	Retentivity Protection
Angular Cam Timer		512	-----	-----	-----	

	Pumps Management	512	-----	-----	Retentivity	
	Defrost	512	-----	-----	-----	
	Comparison of 2 values	512	-----	-----	-----	
	Multicompare	512	-----	-----	-----	
	Compare in Zone	512	-----	-----	-----	
	Conversion Word bits	512	-----	-----	-----	
	Conversion bits word	512	-----	-----	-----	
	Demultiplexer	512	-----	-----	Retentivity	
	Multiplexing	512	-----	-----	-----	
	Multiplexer	512	-----	-----	Retentivity	
	Square root	512	-----	-----	-----	
	Sin/Cos	512	-----	-----	-----	
	Absolute Humidity	512	-----	-----	Protection	
	Analog Table	None	-----	-----	-----	
Notes	<ol style="list-style-type: none"> 40 FBD Retentivity can be used AF1~AF64 can set the start value and default retentivity function. 					