

All the patents are held accountable counterfeiting.

Features



DIMENSIONS: 100(H)*110(D)*60(W)mm
WEIGHTS: 500g

- Convection cooled
- 100% full load burn-in test
- **Din Rail/ Screw Mounting Dual Purpose**
- Easy mounting (one-step installation)
- Separation of AC and DC, Excellent of
- Anti-Electromagnetic interference
- Strictly RoHS & EMI test on quality
- 2 year Warranty
- **Split rail & Series connection possible**
- **Output modify range: 3V~200VDC**

General specifications

INPUT

Input range	90~264VAC 127~380VDC
Input frequency	47~63Hz
Inrush current (25° C)	20A/110VAC 40A/220VAC

OUTPUT

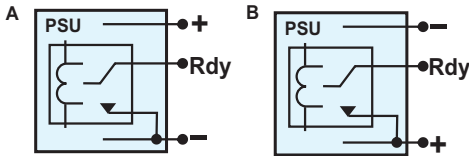
Hold-up time	16mS
Short protection	Autorecovery
Overload protection	Automatic power limited
Over voltage protection	Optional
Power Ready Signal (Optional)	
Redundant function (Optional)	

Detail specifications

72 Watts

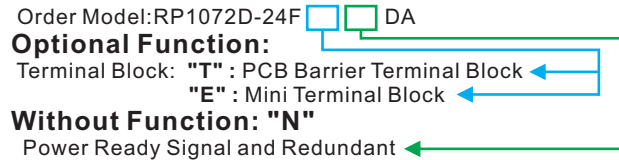
MODEL	O/P Volt Adj. ± %	Load(Current) 1			Ripple & Noise 4	Line REG. 2	Load REG. 3	Efficiency 5	O.V.P. Trip point
		Min.	Rated	Max.					
RP1072D-24F	V1: +24V ±10%	0A	3.0A	3.0A	150mVp-p	±1%	±1%	80% Min.	28 ~ 34V

Rdy Connection



A: Rdy Internal Connection of T Type Terminal Block
B: Rdy Internal Connection of E Type Terminal Block

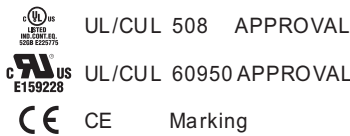
Please Choose Fit Function, And Fill In The Blank With Suitable Words.



CE Standards

EN 55032, EN 55024,
EN 61000-3-2, EN 61000-3-3,
(EN 61000-4-2, EN 61000-4-3,
EN 61000-4-4, EN 61000-4-5,
EN 61000-4-6, EN 61000-4-8,
EN 61000-4-11)
LVD: EN 60950-1

Safety Standards



Environments

Operating Temperature	-15 ~ 50°C, Ambient
Operating Humidity	20 ~ 90% RH, No Condensing
Storage Temperature	-20 ~ 85°C, Ambient
Vibration	2G, 10~500Hz, 3 axes

- NOTE:**
1. Each output can provide up to maximum load, but total load can not exceed rated output power.
 2. Line regulation is measured from low line to high line at rated load.
 3. Load regulation is measured from 20% to 100% of rated load at 220VAC input. (Redundant function Sepec. 0.6V Add.)
 4. Ripple & Noise are measured with 20MHz oscilloscope at 220VAC by using a 20cm long 12" twisted pair-wire with a 0.1uF/630V metal capacitor & a 47uF electrolytic capacitor parallel on the test point.
 5. Efficiency is measured at rated load and 220VAC input.
 6. Hold-up time is measured at rated load and 220VAC input.
 7. Output Voltage Adjustable is measured on 5% of rated load.
 8. Reign Power reserve the right to change specifications at any time without notice.